





















24 100m Freestyle Men Final

Official

1 Final 10 and younger

Official

heat Started at: 04:42 PM (- 4 min)

Lane	Competitor	Age	Club	RT	PTS	Rank	Result
0	 Jai Sutton	10	 Com...	0.73		9	1:33.19 Entry: 1:33.21 -0.02
	25m: 18.99		50m: 42.69 (23.70)				
	75m: 1:07.99 (25.30)		100m: 1:33.19 (25.20)				
1	 Jack Rogers	10	 Troja...	0.63		7	1:29.42 Entry: 1:30.50 -1.08
	25m: 18.60		50m: 40.81 (22.21)				
	75m: 1:05.13 (24.32)		100m: 1:29.42 (24.29)				
2	 Elijah Gray	10	 Enter...	0.57		5	1:20.35 Entry: 1:23.05 -2.70
	25m: 17.53		50m: 38.46 (20.93)				
	75m: 59.69 (21.23)		100m: 1:20.35 (20.66)				
3	 Deacon Ca...	10	 Ice B...			4	1:17.67 Entry: 1:18.08 -0.41
	25m: 18.09		50m: 38.20 (20.11)				
	75m: 58.64 (20.44)		100m: 1:17.67 (19.03)				
4	 Flynn Dobson	10	 Troja...	0.73		2	1:16.16 Entry: 1:15.39 +0.77
	25m: 17.47		50m: 37.61 (20.14)				
	75m: 57.46 (19.85)		100m: 1:16.16 (18.70)				
5	 Jacob Wair...	10	 Napi...	0.52		3	1:16.25 Entry: 1:16.89 -0.64
	25m: 17.49		50m: 37.51 (20.02)				
	75m: 57.66 (20.15)		100m: 1:16.25 (18.59)				
6	 Harry McP...	10	 Enter...	0.52		1	1:15.70 Entry: 1:21.73 -6.03
	25m: 17.23		50m: 36.59 (19.36)				
	75m: 56.73 (20.14)		100m: 1:15.70 (18.97)				
7	 Baxter Phel...	9	 Com...			8	1:31.19 Entry: 1:26.82 +4.37
	25m: 18.26		50m: 41.59 (23.33)				
	75m: 1:07.26 (25.67)		100m: 1:31.19 (23.93)				
8	 Felix Terry	9	 Napi...			6	1:28.74 Entry: 1:31.53 -2.79
	25m: 19.97		50m: 42.76 (22.79)				
	75m: 1:05.87 (23.11)		100m: 1:28.74 (22.87)				
9	 Marcus Ro...	10	 Napi...			10	1:34.49 Entry: 1:33.49 +1.00
	25m: 20.47		50m: 44.55 (24.08)				
	75m: 1:10.50 (25.95)		100m: 1:34.49 (23.99)				

2 Final 11 years

Official

heat Started at: 04:44 PM (- 3 min)

Lane	Competitor	Age	Club	RT	PTS	Rank	Result
------	------------	-----	------	----	-----	------	--------

0	Thomas Ha...	11	Troja...	0.59	8	1:22.68 Entry: 1:22.24 +0.44
	25m: 18.60		50m: 39.52 (20.92)			
	75m: 1:01.67 (22.15)		100m: 1:22.68 (21.01)			
1	Chester Moli	11	Troja...	0.67	9	1:22.75 Entry: 1:20.11 +2.64
	25m: 17.80		50m: 1:22.75 (1:04.95)			
	75m: 1:01.58		100m: 1:22.75 (21.17)			
2	Benji Thorpe	11	Enter...		5	1:18.83 Entry: 1:17.97 +0.86
	25m: 16.97		50m: 36.85 (19.88)			
	75m: 58.49 (21.64)		100m: 1:18.83 (20.34)			
3	Flynn Webber	11	Here...	0.70	4	1:15.39 Entry: 1:16.95 -1.56
	25m: 16.68		50m: 36.17 (19.49)			
	75m: 56.60 (20.43)		100m: 1:15.39 (18.79)			
4	Chao Wang	11	Porir...	0.69	1	1:06.42 Entry: 1:06.84 -0.42
	25m: 15.42		50m: 32.22 (16.80)			
	75m: 49.52 (17.30)		100m: 1:06.42 (16.90)			
5	Xavier Boo...	11	Enter...	0.50	2	1:12.39 Entry: 1:13.00 -0.61
	25m: 16.33		50m: 34.59 (18.26)			
	75m: 53.83 (19.24)		100m: 1:12.39 (18.56)			
6	Oscar Kava...	11	Gree...	0.50	3	1:14.99 Entry: 1:17.28 -2.29
	25m: 16.69		50m: 36.13 (19.44)			
	75m: 55.83 (19.70)		100m: 1:14.99 (19.16)			
7	Lucas Ever...	11	Troja...	0.44	6	1:20.61 Entry: 1:19.09 +1.52
	25m: 17.82		50m: 38.41 (20.59)			
	75m: 1:00.51 (22.10)		100m: 1:20.61 (20.10)			
8	Jaxon Kirk-...	11	Here...	0.46	7	1:21.09 Entry: 1:20.50 +0.59
	25m: 17.62		50m: 37.78 (20.16)			
	75m: 1:00.14 (22.36)		100m: 1:21.09 (20.95)			
9	Wiremu Ge...	11	Troja...	0.51	10	1:24.07 Entry: 1:22.69 +1.38
	25m: 17.47		50m: 38.47 (21.00)			
	75m: 1:01.47 (23.00)		100m: 1:24.07 (22.60)			

3	Final 12 years				Official		
heat	Started at: 04:46 PM (- 3 min)						
Lane	Competitor	Age	Club	RT	PTS	Rank	Result
1	Tyler Sheld...	12	Enter...	0.55		6	1:13.97 Entry: 1:17.55 -3.58
	25m: 15.88		50m: 34.43 (18.55)				
	75m: 54.29 (19.86)		100m: 1:13.97 (19.68)				
2	Carlos Baut...	12	Cent...	0.53		5	1:11.36 Entry: 1:11.02 +0.34
	25m: 15.81		50m: 33.68 (17.87)				
	75m: 52.51 (18.83)		100m: 1:11.36 (18.85)				

3	Fletcher Re...	12	Pirat...	0.66	4	1:10.23	Entry: 1:08.88 +1.35
	25m: 15.12		50m: 32.72 (17.60)				
	75m: 51.65 (18.93)		100m: 1:10.23 (18.58)				
4	Arthur Betty	12	Here...	0.55	2	1:04.70	Entry: 1:07.38 -2.68
	25m: 14.27		50m: 30.57 (16.30)				
	75m: 47.82 (17.25)		100m: 1:04.70 (16.88)				
5	Emmett Roux	12	Gree...	0.71	1	1:04.58	Entry: 1:08.59 -4.01
	25m: 14.24		50m: 30.43 (16.19)				
	75m: 48.13 (17.70)		100m: 1:04.58 (16.45)				
6	Charlie Mc...	12	Cent...	0.54	3	1:08.72	Entry: 1:09.96 -1.24
	25m: 15.15		50m: 32.69 (17.54)				
	75m: 51.02 (18.33)		100m: 1:08.72 (17.70)				
7	Wiremu Pot...	12	Napi...	0.72	7	1:16.62	Entry: 1:15.95 +0.67
	25m: 16.65		50m: 35.80 (19.15)				
	75m: 56.73 (20.93)		100m: 1:16.62 (19.89)				
8	Lachie Renall	12	Here...	0.53	8	1:21.49	Entry: 1:22.69 -1.20
	25m: 17.87		50m: 38.77 (20.90)				
	75m: 1:00.67 (21.90)		100m: 1:21.49 (20.82)				

4 heat		Final 13 years				Official	
Started at: 04:49 PM (- 3 min)							
Lane	Competitor	Age	Club	RT	PTS	Rank	Result
0	Luke Wright	13	Com...	0.60		8	1:11.49
	25m: 16.56		50m: 35.53 (18.97)				Entry: 1:11.89 -0.40
	75m: 53.90 (18.37)		100m: 1:11.49 (17.59)				
1	TeOranga ...	13	Com...	0.46		6	1:08.62
	25m: 15.02		50m: 32.32 (17.30)				Entry: 1:10.95 -2.33
	75m: 50.55 (18.23)		100m: 1:08.62 (18.07)				
2	Jc van Wyk	13	Enter...			5	1:07.91
	25m: 15.57		50m: 33.03 (17.46)				Entry: 1:07.78 +0.13
	75m: 50.56 (17.53)		100m: 1:07.91 (17.35)				
3	Noah Smith	13	Napi...	0.66		3	1:04.38
	25m: 14.64		50m: 31.30 (16.66)				Entry: 1:05.49 -1.11
	75m: 47.85 (16.55)		100m: 1:04.38 (16.53)				
4	Phoenix Bo...	13	Napi...	0.70		1	58.65
	25m: 13.09		50m: 27.37 (14.28)				Entry: 59.37 -0.72
	75m: 42.90 (15.53)		100m: 58.65 (15.75)				
5	Aiden Carlisle	13	Napi...	0.69		2	1:01.00
	25m: 13.78		50m: 29.05 (15.27)				Entry: 1:02.29 -1.29
	75m: 45.26 (16.21)		100m: 1:01.00 (15.74)				

6	Alex Stuttle	13	Here...	0.74	4	1:07.27 Entry: 1:06.79 +0.48
	25m: 14.94		50m: 31.97 (17.03)			
	75m: 49.74 (17.77)		100m: 1:07.27 (17.53)			
7	George Wi...	13	Here...		7	1:08.71 Entry: 1:08.28 +0.43
	25m: 15.59		50m: 32.84 (17.25)			
	75m: 50.98 (18.14)		100m: 1:08.71 (17.73)			
8	Couper Reid	13	Enter...	0.59	9	1:12.31 Entry: 1:11.72 +0.59
	25m: 16.51		50m: 35.32 (18.81)			
	75m: 54.61 (19.29)		100m: 1:12.31 (17.70)			
9	Connor Ha...	13	Napi...	0.69	10	1:14.43 Entry: 1:15.13 -0.70
	25m: 16.90		50m: 35.77 (18.87)			
	75m: 55.61 (19.84)		100m: 1:14.43 (18.82)			

5 heat		Final 14 years			Official		
Started at: 04:51 PM (- 3 min)							
Lane	Competitor	Age	Club	RT	PTS	Rank	Result
0	Cooper Burns	14	Gree...	0.72		7	1:05.16 Entry: 1:07.03 -1.87
	25m: 14.56		50m: 30.91 (16.35)				
	75m: 48.50 (17.59)		100m: 1:05.16 (16.66)				
1	Joshua Mat...	14	Enter...	0.70		6	1:04.83 Entry: 1:05.74 -0.91
	25m: 14.40		50m: 31.00 (16.60)				
	75m: 47.52 (16.52)		100m: 1:04.83 (17.31)				
2	Thomas Bir...	14	Here...	0.70		4	1:02.45 Entry: 1:04.63 -2.18
	25m: 13.80		50m: 29.53 (15.73)				
	75m: 46.52 (16.99)		100m: 1:02.45 (15.93)				
3	Archie Cole	14	Here...	0.71		5	1:03.07 Entry: 1:03.00 +0.07
	25m: 13.99		50m: 29.88 (15.89)				
	75m: 46.55 (16.67)		100m: 1:03.07 (16.52)				
4	Kyle Setford	14	Here...	0.75		1	58.30 Entry: 57.26 +1.04
	25m: 13.15		50m: 27.83 (14.68)				
	75m: 43.20 (15.37)		100m: 58.30 (15.10)				
5	Braden Turei	14	Here...	0.66		2	1:00.01 Entry: 1:01.13 -1.12
	25m: 13.54		50m: 28.61 (15.07)				
	75m: 44.37 (15.76)		100m: 1:00.01 (15.64)				
6	Makauri Ha...	14	Com...	0.66		3	1:01.15 Entry: 1:03.67 -2.52
	25m: 13.50		50m: 28.84 (15.34)				
	75m: 44.97 (16.13)		100m: 1:01.15 (16.18)				
7	Harrison S...	14	Enter...	0.61		8	1:06.07 Entry: 1:05.62 +0.45
	25m: 14.98		50m:				
	75m: 49.14 (49.14)		100m: 1:06.07 (16.93)				

8	Reilly Kend...	14	Here...	0.50	9	1:06.90 Entry: 1:06.49 +0.41
	25m: 14.83		50m: 31.50 (16.67)			
	75m: 49.52 (18.02)		100m: 1:06.90 (17.38)			
9	Mahanga C...	14	Enter...	0.72	10	1:09.98 Entry: 1:09.42 +0.56
	25m: 14.82		50m: 32.37 (17.55)			
	75m: 51.09 (18.72)		100m: 1:09.98 (18.89)			

6 heat		Final 15 years				Official	
Started at: 04:53 PM (- 3 min)							
Lane	Competitor	Age	Club	RT	PTS	Rank	Result
0	Juan Macal...	15	Cent...	0.71		9	1:04.89 Entry: 1:05.69 -0.80
	25m: 14.26		50m: 31.16 (16.90)				
	75m: 48.09 (16.93)		100m: 1:04.89 (16.80)				
1	Elijah Wright	15	Com...	0.55		7	1:02.50 Entry: 1:03.55 -1.05
	25m: 14.03		50m: 29.67 (15.64)				
	75m: 46.16 (16.49)		100m: 1:02.50 (16.34)				
2	Cole Alexa...	15	Enter...	0.61		6	59.89 Entry: 59.65 +0.24
	25m: 13.56		50m: 28.64 (15.08)				
	75m: 44.22 (15.58)		100m: 59.89 (15.67)				
3	Justin Wang	15	Porir...	0.72		4	58.28 Entry: 57.48 +0.80
	25m: 12.99		50m: 27.65 (14.66)				
	75m: 42.82 (15.17)		100m: 58.28 (15.46)				
4	Jack McPhail	15	Tawa...	0.61		1	54.54 Entry: 55.74 -1.20
	25m: 12.03		50m: 25.79 (13.76)				
	75m: 40.07 (14.28)		100m: 54.54 (14.47)				
5	Maxwell Latu	15	Enter...	0.51		3	57.56 Entry: 57.36 +0.20
	25m: 12.53		50m: 27.00 (14.47)				
	75m: 42.04 (15.04)		100m: 57.56 (15.52)				
6	Aidan Hyde...	15	Napi...	0.66		2	56.93 Entry: 58.02 -1.09
	25m: 12.87		50m: 27.10 (14.23)				
	75m: 42.23 (15.13)		100m: 56.93 (14.70)				
7	Henry Rob...	15	Pirat...	0.56		5	59.30 Entry: 59.92 -0.62
	25m: 13.63		50m: 28.57 (14.94)				
	75m: 44.08 (15.51)		100m: 59.30 (15.22)				
8	Daniel Wiley	15	Here...	0.64		8	1:03.56 Entry: 1:04.07 -0.51
	25m: 14.00		50m: 30.13 (16.13)				
	75m: 47.02 (16.89)		100m: 1:03.56 (16.54)				
9	Joshua Gray	15	Enter...	0.68		10	1:08.67 Entry: 1:09.57 -0.90
	25m: 14.93		50m: 32.31 (17.38)				
	75m: 50.90 (18.59)		100m: 1:08.67 (17.77)				





















7

Final 16 and older

Official

heat

Started at: 04:55 PM (- 2 min)

Lane	Competitor	Age	Club	RT	PTS	Rank	Result
0	 Vincent Do...	26	 Club ...	0.65		3	53.72 Entry: 57.54 -3.82
	25m: 12.25		50m: 25.91 (13.66)				
	75m: 39.87 (13.96)		100m: 53.72 (13.85)				
1	 Jayden Bry...	18	 Cent...	0.69		7	56.28 Entry: 56.52 -0.24
	25m: 12.63		50m: 26.73 (14.10)				
	75m: 41.43 (14.70)		100m: 56.28 (14.85)				
2	 Max Phillips	18	 Com...	0.63		9	56.95 Entry: 56.21 +0.74
	25m: 12.64		50m: 27.07 (14.43)				
	75m: 41.86 (14.79)		100m: 56.95 (15.09)				
3	 Ionatana B...	17	 Pirat...	0.69		1	52.93 Entry: 53.41 -0.48
	25m: 12.00		50m: 25.46 (13.46)				
	75m: 39.31 (13.85)		100m: 52.93 (13.62)				
4	 Lucas Perc...	18	 Cent...	0.69		2	53.43 Entry: 53.27 +0.16
	25m: 12.12		50m: 25.67 (13.55)				
	75m: 39.72 (14.05)		100m: 53.43 (13.71)				
5	 Sam Skidm...	16	 Troja...	0.68		4	53.84 Entry: 53.32 +0.52
	25m: 11.88		50m: 25.23 (13.35)				
	75m: 39.31 (14.08)		100m: 53.84 (14.53)				
6	 Ewan O'Co...	16	 Pirat...	0.67		5	54.28 Entry: 54.40 -0.12
	25m: 12.62		50m: 26.07 (13.45)				
	75m: 40.13 (14.06)		100m: 54.28 (14.15)				
7	 Eli Rasmus...	16	 Troja...	0.58		6	56.01 Entry: 56.17 -0.16
	25m: 12.84		50m: 26.80 (13.96)				
	75m: 41.36 (14.56)		100m: 56.01 (14.65)				
8	 Max MacIn...	16	 Gree...	0.72		8	56.71 Entry: 56.87 -0.16
	25m: 13.02		50m: 27.19 (14.17)				
	75m: 42.05 (14.86)		100m: 56.71 (14.66)				
9	 Mako Fuku...	16	 Com...	0.68		10	57.59 Entry: 57.73 -0.14
	25m: 13.06		50m: 27.44 (14.38)				
	75m: 42.50 (15.06)		100m: 57.59 (15.09)				